

LABSTATS-WINDOWS

OVERVIEW

These instructions below provide you to Labstats. Labstats is software that allows you to access software virtually from your personal PC.

ACCESS

First you will need to be granted access to use Labstats. To have access created for you, please submit a helpdesk ticket. You can do that one of two ways:

1. Visit <https://www.whd2.marywood.edu>

Log in using your MarywoodYOU Credentials

Request: Create new ticket: Category Labstats-Request Access

-OR-

2. Email IT Helpdesk at helpdesk@marywood.edu. Be sure to include your name, contact information, device information, and Labstats request in your email

AFTER YOU RECEIVED ACCESS – DUO MFA

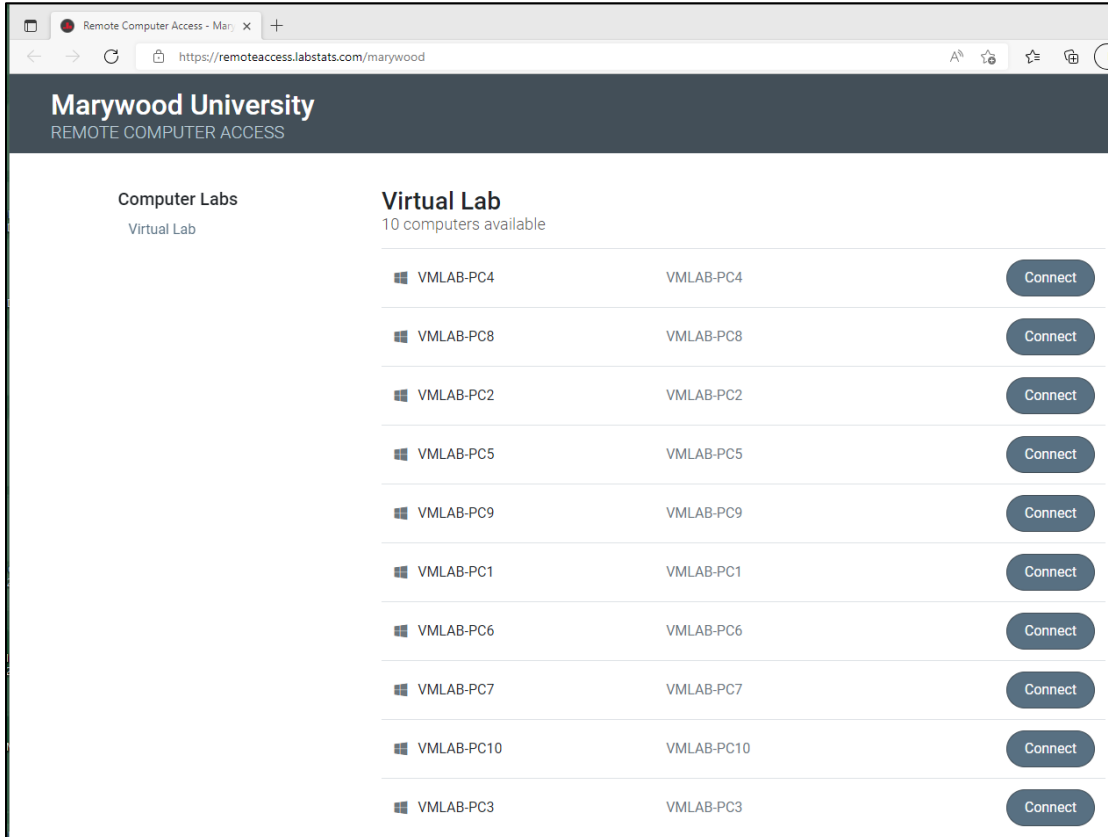
Duo is used for Multifactor Authentication to ensure the security of your connection and your personal information.

SETTING UP DUO

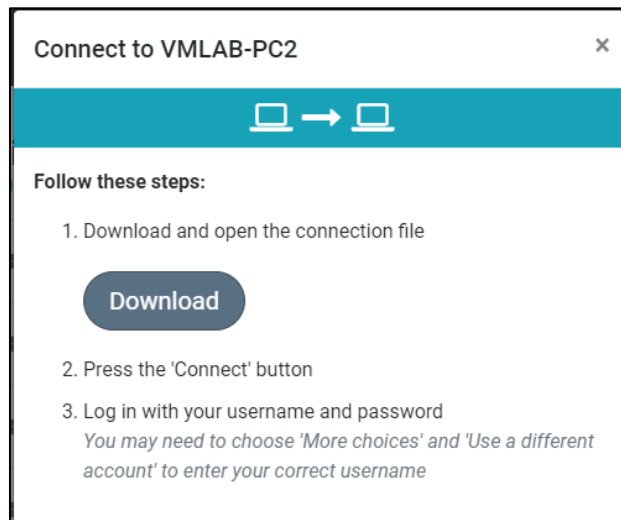
1. You will receive an email from reply@duosecurity.com (Duo email may take up to 24hrs to receive)
2. Follow the on-screen directions with setting up your cell phone to receive alerts when connecting to Labstats.
3. Once Completed you can now access the virtual desktop.

CONNECTING TO LABSTATS

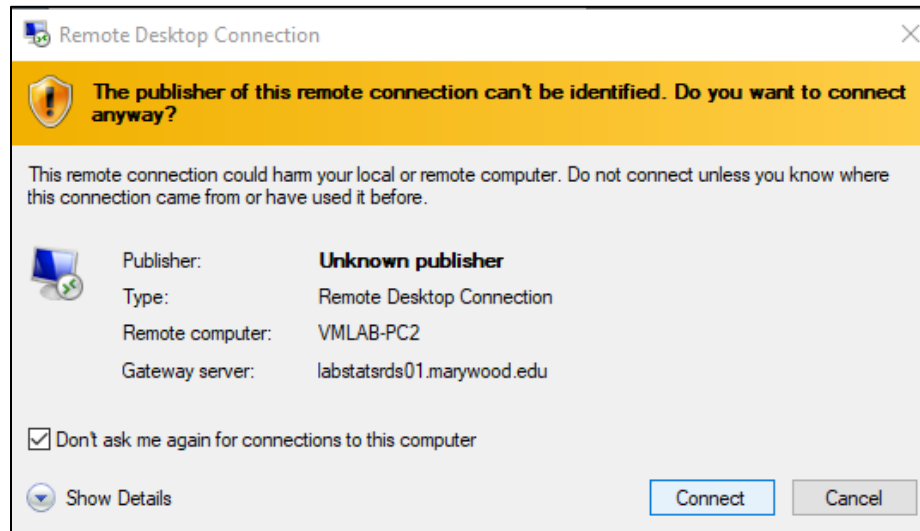
1. Visit <https://www.remoteaccess.labstats.com/marywood>



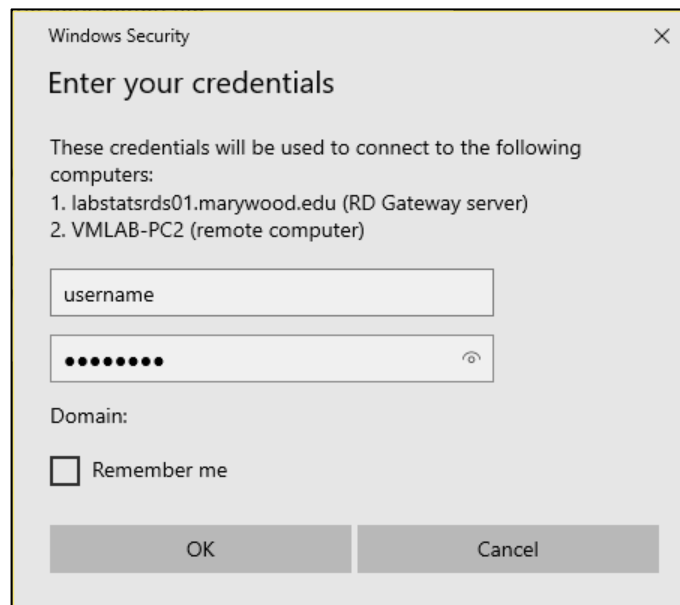
1. Choose one of the available computers and click 'Connect'
2. You will then be prompted to download and open the connection file.



3. Open the downloaded file and check 'Don't ask me again for connections to this computer' then click 'Connect'.



4. Use your MarywoodYOU Portal username and password to sign in.



5. You will then receive a Duo notification on your phone. Press 'Approve'

You now have successfully logged into the virtual PC. If you are having trouble and need assistance, please refer to step one and submit a helpdesk ticket.